

# Outdoor Kitchens



WE WILL  
DELIVER



WE WILL  
ASSEMBLE



SPECIAL  
ORDERS



# AlfrescoPlus™

Available at  
**BUNNINGS**  
warehouse

Take This Brochure to the Special Orders Desk or order online at [bunnings.com.au](https://www.bunnings.com.au)





# AlfrescoPlus™

It's easy as...

STEP 1

Measure Your Space

STEP 2

Select Your Appliances

STEP 3

Choose Your Cabinets

STEP 4

Pick Your Colour



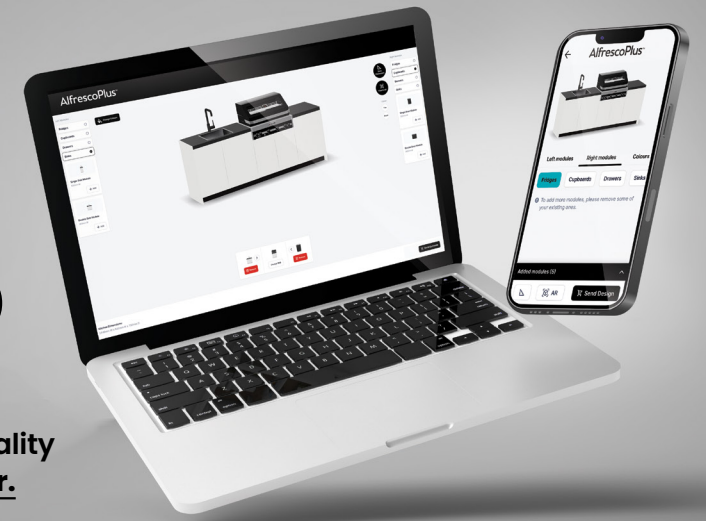
Follow us on:  
Facebook & Instagram  
@alfrescoplus\_au

[alfrescoplus.com.au](http://alfrescoplus.com.au)



## Create your outdoor kitchen in 3D

Create your dream outdoor kitchen in 3D and view it in photo-realistic augmented reality with our new online outdoor kitchen planner.



When you have space outdoors, create your own outdoor kitchen with AlfrescoPlus™. No matter your aspirations, we've got the inspiration to help make it happen with our durable, modern and stylish modules that you can mix and match yourself.

Once you've measured your space, you'll be ready to use the software to design and plan your outdoor kitchen in 3D, and view it in augmented reality in your own backyard!

Once you have designed your AlfrescoPlus™ outdoor kitchen, you simply enter your details and a copy of your design, together with an estimate will be emailed to you.

All you then need to do, is take your design and estimate into your nearest Bunnings Store, head to the Special Orders Desk and place your order. Or you can also order online at: [bunnings.com.au/our-range/brands/a/alfrescoplus](http://bunnings.com.au/our-range/brands/a/alfrescoplus)

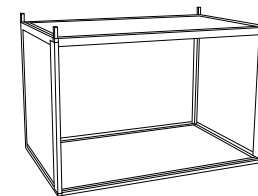
Start designing now! You will be relaxing in your alfresco area with your brand new AlfrescoPlus™ outdoor kitchen before you know it!  
**Head over to [alfrescoplus.com.au/create-your-bbq-kitchen](http://alfrescoplus.com.au/create-your-bbq-kitchen)**



**Pre-packed AlfrescoPlus™ DIY Range**

The AlfrescoPlus™ range makes it easy to get your outdoor BBQ kitchen set up! We've done the thinking for you, flat packing popular colour palettes with ready to go appliances making your install from start to finish achievable by the DIYer.

Check out the assembly videos at [alfrescoplus.com.au](http://alfrescoplus.com.au)



**AlfrescoPlus™ Aluminium Frame**

The AlfrescoPlus™ aluminium framing system provides the backbone of our outdoor kitchens.

They harness the power of technological advances and engineering perfection, bringing together a patented cabinetry system that's unlike anything else on the market.



**100% Waterproof**

When combined with waterproof PVC panels, AlfrescoPlus™ aluminium extrusions join seamlessly, forming a rigid and robust cabinetry solution that is almost 4 times quicker to construct than traditional cabinetry.



**We Have You Covered**

Backed by our friendly customer service and guaranteed warranties. We use quality materials and offer a 7 year structural warranty for your peace of mind\*. You don't need to worry about a thing.

It is recommended that your AlfrescoPlus™ Outdoor Kitchen is assembled, installed and positioned wholly under cover. This will protect it from the elements and UV rays and generally keep it cleaner.

## New Sintered Stone benchtops

Exceptional performance and quality

With 100% UV stability and zero porosity, our new sintered stone is the ideal solution to your new AlfrescoPlus™ outdoor kitchen. Our sintered stone benchtops\* are manufactured by a metamorphic process and contain no chemical binders meaning that they can be installed in outdoor kitchens in any Australian state.

\*If you need to have any work, holes, alterations made to the finished sintered stone benchtops, this will need to be done by a registered stonemason. DO NOT attempt it yourself.

AlfrescoPlus™ is a registered Trademark of Sitro Group Australia Pty. Ltd. 33 – 35 Lionel Road, Mount Waverley, VIC 3149

Material and design specifications subject to change without notice. Product colour reproduction is as near to actual product colour as production methods allow. AlfrescoPlus™ products in this brochure are the subject of registered designs and patents.





**Above Image:**

*Modules from left to right:*

Single Sink Module – Cadet Grey  
 Single 3 Drawer Module – Cadet Grey  
 Gasmate SOHO Drop In 4 Burner BBQ with Hood  
 Gasmate SOHO BBQ Module – Cadet Grey  
 Matador Single Fridge  
 Single Fridge Module  
 End Panels – Cadet Grey

**Below Image:**

*Modules from left to right:*

Double Sink Module – Arctic White  
 Gasmate Platinum IV 6 Burner BBQ  
 Gasmate Platinum IV 6 Burner BBQ Module – Arctic White  
 Single 3 Drawer Module – Arctic White  
 Single Storage Module – Arctic White  
 End Panels – Arctic White





**STEP 1**

# Measure Your Space

Your AlfrescoPlus™ outdoor kitchen can be made as small or as large as you like – to suit your alfresco area and your budget. The options are limitless.

**Design your outdoor kitchen using our online 3D planner at [alfrescoplus.com.au/create-your-bbq-kitchen](http://alfrescoplus.com.au/create-your-bbq-kitchen)**

Every outdoor kitchen starts with a vision.





## STEP 2

# Select Your Appliances

Australians love their barbecues and outdoor lifestyle.

Our commitment to excellence in quality, design and both technical standards and innovation means that with AlfrescoPlus™ you can transform your outdoor space into a desirable alfresco area, perfect for entertaining. Choose your appliances for your alfresco kitchen from the extensive range at Bunnings.



Left Image

Gasmate SOHO Drop In 4 Burner BBQ With Hood



Gasmate SOHO Drop In 4 Burner BBQ With Flat Lid

## Market Leading Appliances

BBQ's, Fridges and Rangehood



MATADOR IGNITE+  
4 BURNER BUILT IN BBQ

**I/N: 0583105**

To Suit: BBQ MODULE –  
890mm



MATADOR IGNITE+  
6 BURNER BUILT IN BBQ

**I/N: 0583106**


To Suit: BBQ MODULE –  
1130mm

GASMATE SOHO  
DROP IN 4 BURNER BBQ WITH  
Flat Lid

**BQ1096SL**

**I/N: 0388331**

To Suit: BBQ MODULE –  
1165mm



GASMATE SOHO  
DROP IN 4 BURNER BBQ  
WITH HOOD

**BQ1096HKS**

**I/N: 0388332**

To Suit: BBQ MODULE –  
1165mm

BEEFEATER 1600 SERIES  
5 BURNER BUILT IN BBQ

**BBG1650SA**

**I/N: 0289455**

To Suit: BBQ MODULE –  
1060mm



GASMATE PLATINUM IV  
6 BURNER BUILT IN BBQ

**BQ2080B**

**I/N: 0692743**

To Suit: BBQ MODULE –  
1530mm

JUMBUCK ASTRO  
4 BURNER BUILT IN BBQ

**SYGP4BB**

**I/N: 0348325**

To Suit: BBQ MODULE –  
915mm



GASMATE BBQ  
RANGEHOOD

**GR1000**

**I/N: 0204745**

1200mm W x 445mm D  
x 700mm H

MATADOR DARK STAINLESS  
STEEL SINGLE DOOR  
108L – STANDARD  
BAR FRIDGE

**MF118DS**

**I/N: 0634878**

505mm W x 505mm D  
x 850mm H



MATADOR DARK STAINLESS  
STEEL DOUBLE DOOR  
208L – STANDARD  
BAR FRIDGE

**MF228DS**

**I/N: 0634877**

905mm W x 505mm D  
x 850mm H



## STEP 3

# Choose Your Cabinets

The AlfrescoPlus™ modules feature PVC panels which are impervious to water and won't crack, split or rot. And the patented aluminium frames make assembly easy for any DIYer. All modules come partially assembled, pre-packaged and flat-packed!

## BBQ Modules

There is a specific BBQ module in the AlfrescoPlus™ range that will suit your preferred BBQ. The possibilities are endless!

All BBQ modules feature venting that ensures compliance with Australian standards for LPG cylinder storage. The AlfrescoPlus™ patented Air Frame system, included with every BBQ module, provides a thermal heat and fire proof shield between the BBQ and the cabinetry. There are also vents in the fridge modules to allow plenty of air ventilation.



Arctic White

### BBQ Module & Air Frame – 890mm

- **Suits: MATADOR IGNITE+ 4 BURNER BBQ**
- 890mm W x 580mm D x 950mm H
- 950mm total max height including adjustable feet and Air Frame
- Air Frame: 730mm deep to allow for services\*

Arctic White	APBBM890W	I/N: 0668300
Cadet Grey	APBBM890G	I/N: 0668297
Black Onyx	APBBM890B	I/N: 0668296



Arctic White

### BBQ Module & Air Frame – 915mm

- **Suits: JUMBUCK ASTRO 4 BURNER BBQ**
- 915mm W x 580mm D x 950mm H
- 950mm total max height including adjustable feet and Air Frame
- Air Frame: 730mm deep to allow for services\*

Arctic White	APBBM915W	I/N: 0208304
Cadet Grey	APBBM915G	I/N: 0208302
Black Onyx	APBBM915B	I/N: 0208299



Arctic White

### BBQ Module & Air Frame – 925mm

- **Suits: WEBER FAMILY Q BUILT-IN BBQ**
- 925mm W x 580mm D x 950mm H
- 950mm total max height including adjustable feet and Air Frame
- Air Frame: 730mm deep to allow for services\*

Arctic White	APBBM925W	I/N: 0404030
Cadet Grey	APBBM925G	I/N: 0404031
Black Onyx	APBBM925B	I/N: 0404034



Arctic White

### BBQ Module & Air Frame – 1060mm

- **Suits: BEEFEATER 1600 SERIES 5B BBQ**
- 1060mm W x 580mm D x 950mm H
- 950mm total max height including adjustable feet and Air Frame
- Air Frame: 730mm deep to allow for services\*

Arctic White	APBBM1060W	I/N: 0298396
Cadet Grey	APBBM1060G	I/N: 0298395
Black Onyx	APBBM1060B	I/N: 0298394



Arctic White

### BBQ Module & Air Frame – 1130mm

- **Suits: MATADOR IGNITE+ 6 BURNER BBQ**
- 1130mm W x 580mm D x 950mm H
- 950mm total max height including adjustable feet and Air Frame
- Air Frame: 730mm deep to allow for services\*

Arctic White	APBBM1130W	I/N: 0668295
Cadet Grey	APBBM1130G	I/N: 0668298
Black Onyx	APBBM1130B	I/N: 0668299




Arctic White

### BBQ Module & Bench top – 1165mm

- **Suits: GASMATE SOHO DROP IN 4B BBQ WITH FLAT LID OR HOOD**
- 1165mm W x 670 mm D x 950mm H
- 950mm total max height including adjustable feet and Bench top
- Bench top: 730mm deep to allow for services\*

Arctic White	APBBM1165DIW2	I/N: 0650448
Cadet Grey	APBBM1165DIG2	I/N: 0650462
Black Onyx	APBBM1165DIB2	I/N: 0650456



Arctic White

### BBQ Module & Air Frame – 1530mm

- **Suits: GASMATE PLATINUM IV 6B BBQ**
- 1530mm W x 580mm D x 950mm H
- 950mm total max height including adjustable feet and Air Frame
- Air Frame: 730mm deep to allow for services\*

Arctic White	APBBM1530W	I/N: 0119421
Cadet Grey	APBBM1530G	I/N: 0119422
Black Onyx	APBBM1530B	I/N: 0119424

## Single Modules



Arctic White


### Single 3 Drawer Module

- Module: 550mm W x 580mm D x 950mm H
- 950mm total max height including adjustable feet and Bench top
- Bench top: 730mm deep to allow for services\* (see note below)

Arctic White	APSDRMW2	I/N: 0650450
--------------	----------	--------------

Cadet Grey	APSDRMG2	I/N: 0650452
------------	----------	--------------

Black Onyx	APSDRMB2	I/N: 0650451
------------	----------	--------------



Arctic White

### Single Door Module

- Module: 550mm W x 580mm D x 950mm H
- 950mm total max height including adjustable feet and Bench top
- Bench top: 730mm deep to allow for services\* (see note below)

Arctic White	APSDMW2	I/N: 0650445
--------------	---------	--------------

Cadet Grey	APSDMG2	I/N: 0650461
------------	---------	--------------

Black Onyx	APSDMB2	I/N: 0650460
------------	---------	--------------



Arctic White


### Single Sink Module

- Module: 550mm W x 580mm D x 950mm H
- 950mm total max height including adjustable feet and Bench top
- Bench top: 730mm deep to allow for services\* (see note below)
- Includes matt black sink and tap (page 16 & 17)

Arctic White	APSSMW2	I/N: 0650464
--------------	---------	--------------

Cadet Grey	APSSMG2	I/N: 0650455
------------	---------	--------------

Black Onyx	APSSMB2	I/N: 0650458
------------	---------	--------------



### Single Fridge Module

- Module: 550mm W x 580mm D x 950mm H
- 950mm total max height including adjustable feet and Bench top
- Bench top: 730mm deep to allow for services\* (see note below)
- Vents at back of module

APFSM2	I/N: 0650453
--------	--------------

## Double Modules



Arctic White

### Double Door Module

- Module: 960mm W x 580mm D x 950mm H
- 950mm total max height including adjustable feet and Bench top
- Bench top: 730mm deep to allow for services\* (see note below)

Arctic White	APDDMW2	I/N: 0650449
Cadet Grey	APDDMG2	I/N: 0650446
Black Onyx	APDDMB2	I/N: 0650447



Arctic White

### Double Sink Module

- Module: 960mm W x 580mm D x 950mm H
- 950mm total max height including adjustable feet and Bench top
- Bench top: 730mm deep to allow for services\* (see note below)
- Includes matt black sink and tap (page 16 & 17)

Arctic White	APDSMW2	I/N: 0650454
Cadet Grey	APDSMG2	I/N: 0650459
Black Onyx	APDSMB2	I/N: 0650463




### Double Fridge Module

- Module: 960mm W x 580mm D x 950mm H
- 950mm total max height including adjustable feet and Bench top
- Bench top: 730mm deep to allow for services\* (see note below)
- Vents at back of module

APDFM2	I/N: 0650457
--------	--------------

## End Panel Assemblies




Arctic White  
Cadet Grey  
Black Onyx

- End panels are needed to finish off your BBQ Kitchen cabinetry. Order them in the same colour as your cabinetry to ensure that your AlfrescoPlus™ BBQ kitchen is finished off correctly!
- 22mm W x 730mm D x 920mm H
- Pack of 2

Arctic White	APCEP2PWHT	I/N: 0119436
Cadet Grey	APCEP2PGRY	I/N: 0119437
Black Onyx	APCEP2PBLK	I/N: 0119438

All modules are available in all 3 colours



Refer to page 14 for more details.

\*PLEASE NOTE: Air Frame on BBQ modules and Bench tops on single and double modules are deeper than the modules to allow for services (gas, hot and cold plumbing, electrical cords and drainage) to run behind the outdoor kitchen when assembled. The legs on each module are designed to be adjusted for levelling.



## STEP 3 – Customisations

# Custom BBQ modules to suit your BBQ

Have a different built in BBQ in mind to the various models on offer at Bunnings?

That's no issue at all. We can create Custom BBQ modules specifically designed and made to suit the size of most brands and models of built-in BBQs.

We've simplified the ordering process for you by creating two sizes of custom BBQ modules. The first, for BBQs up to 855mm wide, and the second, for those between 860mm to 1470mm wide.\*\*

When you order a Custom BBQ module for your AlfrescoPlus kitchen at the Bunnings Special Orders Desk, you must also detail to them the brand and model name / number of your BBQ.

Bunnings then place the order with us for your kitchen and we'll take care of it from there, and customise your BBQ module to suit your chosen BBQ!



Arctic White

### Custom BBQ Module & Air Frame – Suits BBQs up to 855mm wide

- Total max module: Up to 915mm W x 580mm D x 950mm H\*
- 950mm total max height including adjustable feet and Air Frame
- Air Frame: 730mm deep to allow for services\*

Arctic White	APBBMCSTM1W	I/N: 0421297
Cadet Grey	APBBMCSTM1G	I/N: 0421294
Black Onyx	APBBMCSTM1B	I/N: 0421295



Arctic White

### Custom BBQ Module & Air Frame – Suits BBQs from 860mm to 1470mm wide

- Total max module: From 920 to 1530mm W x 580mm D x 950mm H\*
- 950mm total max height including adjustable feet and Air Frame
- Air Frame: 730mm deep to allow for services\*

Arctic White	APBBMCSTM2W	I/N: 0421298
Cadet Grey	APBBMCSTM2G	I/N: 0421293
Black Onyx	APBBMCSTM2B	I/N: 0421296

\*Total width of Custom BBQ modules will be approximately 60mm wider than the width of your chosen built-in BBQ.



Image is indicative only. BBQ is not included.



Images on this page are indicative only. BBQ is not included.



\*\*The total width of the custom BBQ module will be dependant on the size of your BBQ.






## STEP 4

# Pick Your Cabinet Colour

All modules come with a stunning new sintered stone dark grey benchtop, which offers 100% UV stability and zero porosity, making it the ideal solution to your new AlfrescoPlus™ outdoor kitchen. Your outdoor kitchen can then be fitted with a choice of 3 different colour compact laminate doors. All fitted with high quality hardware, levelling legs and kicker panels.

### Choice of 3 Colours



### Features

Soft Closing Doors & Drawers  
Compact Laminate Door Finishes  
Kicker Panels

## Limitless Outdoor Kitchen Designs



Modules from left to right: Matador Double Fridge, Double Fridge Module, Double Storage Module – Cadet Grey, Gasmate Platinum IV 6 Burner BBQ, BBQ Module – Cadet Grey, Single Sink Module – Cadet Grey and End Panels – Cadet Grey.



Modules from left to right: Single Sink Module – Arctic White, Single 3 Drawer Module – Arctic White, Matador Ignite+ 4B BBQ, BBQ Module – Arctic White, Matador Single Fridge, Single Fridge Module and End Panels – Arctic White.



Modules from left to right: Single Sink Module – Black Onyx, Single 3 Drawer Module – Black Onyx, Gasmate Platinum III 6 Burner BBQ, BBQ Module – Black Onyx, Double Storage Module – Black Onyx and End Panels – Black Onyx.



## What's Included

# Benchtops, Taps, Sinks and Handles

### Finish on a High with AlfrescoPlus™

Transform your outdoor kitchen with AlfrescoPlus™ designer tap, sink, and door handle hardware. Crafted from high-quality materials, our products ensure durability and style, making your kitchen both beautiful and functional.

### Built for Everyday Chefs

Our hardware features clean, smooth surfaces that are resistant to scratches, stains, and heat. Perfect for any cooking style, AlfrescoPlus™ makes food preparation enjoyable, whether you're hosting a gathering or a family meal.

### Easy to Clean, Easy to Love

With AlfrescoPlus™, maintenance is a breeze. A simple wipe with a cloth keeps your kitchen looking pristine, so you can focus on entertaining and enjoying time with friends and family.

Elevate your outdoor cooking experience with AlfrescoPlus™ – because every detail counts.



## New Sintered Stone Benchtops

Our sintered stone benchtop is a new material that contains no chemical binders. It is manufactured using extreme pressure and heat, combined with a mix of minerals, to create a solid stone benchtop\* that can be installed in outdoor kitchens in any Australian state. With 100% UV stability and zero porosity, it is the ideal solution to your new AlfrescoPlus™ outdoor kitchen.

## Mixer Tap

Our AlfrescoPlus™ gooseneck matte black WELS rated mixer tap brings a touch of contemporary elegance to your space. Designed with practicality in mind, its long spout allows you to maneuver it effortlessly, even with full hands—just use your elbow to move it aside. With a 360° swivel function, this tap provides efficiency and convenience, making it a great addition to any outdoor kitchen.

\*If you need to have any work, holes, alterations made to the finished sintered stone benchtops, this will need to be done by a registered stonemason. DO NOT attempt it yourself.

## Single and Double Sinks

Our AlfrescoPlus™ Matte Black single and double sinks are made from premium materials for a more robust finish and design.

### Single Sink

Overall Size:  
450x300x200mm



### Double Sink

Overall Size:  
500x400x300mm




## Handles

Black, ergonomic and elegant handles.



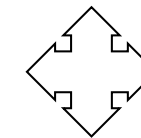
## AlfrescoPlus™ storage, sink, drawer and fridge module kits



### AlfrescoPlus™ Pre-Designed DIY Outdoor Kitchen Range

The ultimate outdoor kitchen solution for your outdoor alfresco area.

Our fabrications are unmatched, ensuring that your outdoor kitchen is effortless to measure, design and build.



### Easy Assembly

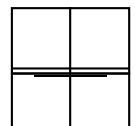
Clear, step-by-step instruction manuals and online assembly videos enhance your DIY experience.

The modules come flat-packed, making them easy to transport and assemble with confidence.



### Market Leading Appliances

Choose from a wide selection of market-leading appliances, including BBQs, bar fridges, and a rangehood, to bring your dream outdoor kitchen to life.



### Modules – Flexibility at Its Finest

Our range offers single and double sink options, fridge, drawer, and storage modules, all designed to fit your space and needs.

Choose from a variety of BBQ modules tailored to suit your selected grill. Whether you're looking to create a compact cooking station or a sprawling outdoor kitchen, our flexible configurations make it easy to customise your setup to perfectly match your area and budget.

### Wels Rated

Standard  
**AS/NZS 3718**

Certification  
**SAI GLOBAL**

Certificate  
**WMK26610**

Model  
**AQ56016CB**

WELS Registration  
**T42820**

WELS Flow  
**4.5 Litres/minute**

WELS Rating  
**6 Stars**



**WaterMark**  
AS/NZS3718  
WM022545  
IAPMO







**Left Image:**  
*Modules from left to right:*  
 Double Sink Module – Cadet Grey  
 Matador Ignite+ 6 Burner BBQ  
 Matador Ignite+ 6 Burner BBQ  
 Module – Cadet Grey  
 Matador Single Fridge  
 Single Fridge Module  
 End Panels – Cadet Grey

**Below Image:**  
*Modules from left to right:*  
 Single Storage Module – Black Onyx  
 Double Sink Module – Black Onyx  
 Matador Ignite+ 6 Burner BBQ  
 Matador Ignite+ 6 Burner BBQ Module – Black Onyx  
 Matador Double Fridge  
 Double Fridge Module  
 Single Storage Module – Black Onyx  
 End Panels – Black Onyx



**Left Image:**  
*Modules from left to right:*  
 Single Storage Module – Cadet Grey  
 Gasmate SOHO Drop In 4 Burner BBQ with hood  
 Gasmate SOHO BBQ Module – Cadet Grey  
 Matador Single Fridge  
 Single Fridge Module  
 End Panels – Cadet Grey







**Above Image:**  
*Modules from left to right:*  
 Double Sink Module – Black Onyx  
 Beefeater 1600 Series 5 Burner BBQ  
 Beefeater BBQ Module – Black Onyx  
 Matador Double Fridge  
 Double Fridge Module  
 End Panels – Black Onyx

**Left Image:**  
 Gasmate SOHO Drop In  
 4 Burner BBQ with Hood



*Modules from left to right:*  
 Single Sink Module – Cadet Grey  
 Gasmate Platinum IV 6 Burner BBQ  
 Gasmate Platinum IV 6 Burner BBQ Module –  
 Cadet Grey  
 Matador Single Fridge  
 Single Fridge Module  
 End Panels – Cadet Grey



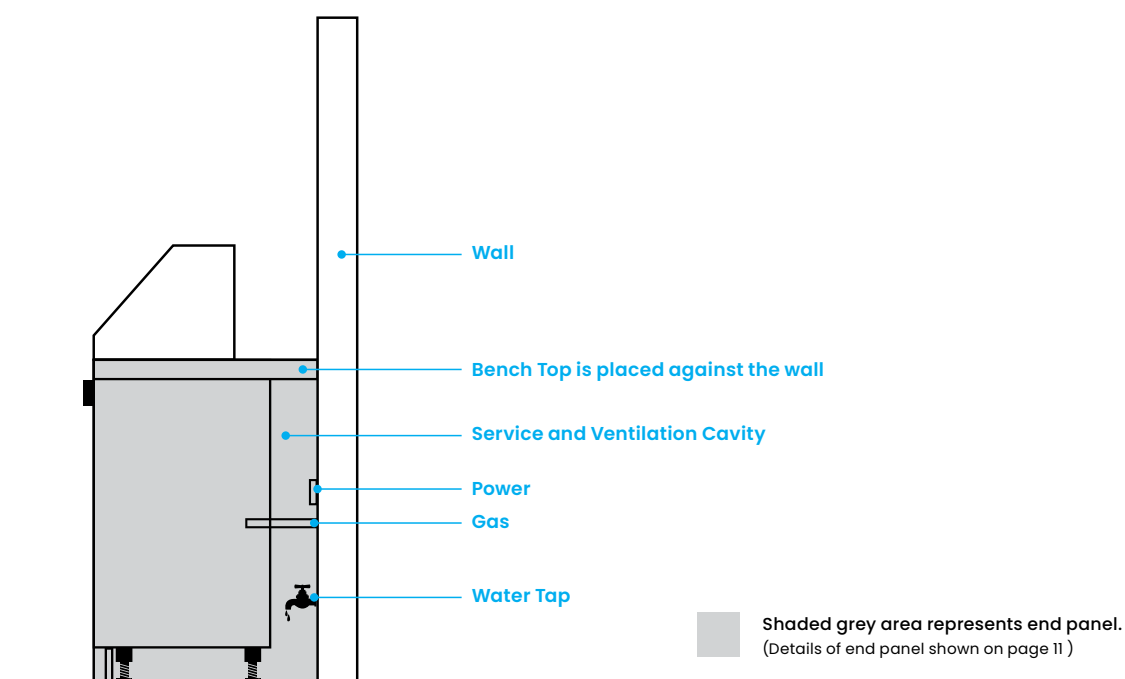


## Important Information

- Under Cover** – It is recommended that your AlfrescoPlus™ Outdoor Kitchen is assembled, installed and positioned wholly under cover. This will protect the unit from the elements and UV rays and generally keep it cleaner.
- State and Australian Standards** – When positioning the outdoor kitchen, it must conform to both State and Australian Standards. i.e. open ventilation and also distance to combustible surfaces. Refer to your BBQ instruction manual for more details.
- LPG Installations** – If you choose to run your BBQ on LPG, we've got you covered. All BBQ modules feature venting that ensures compliance with Australian standards for LPG cylinder storage.
- Natural Gas Installations** – If you choose to run your BBQ off Natural Gas, you will need to arrange for a **licensed plumber** to both convert your BBQ for natural gas usage (depending on your BBQ), as well as connect to your natural gas plumbing as per the regulations.
- Alternative BBQs** – If the BBQs on offer through Bunnings do not suit your needs, or you already have a built-in BBQ that you would like to install in your AlfrescoPlus™ Outdoor Kitchen, we can produce Custom BBQ modules to suit most brands & models of built-in BBQs. Please Refer to pages 12 & 13 for more details. Alternatively, you can email us at [info@alfrescoplus.com.au](mailto:info@alfrescoplus.com.au) for further assistance.
- Cross sectional side view to show service cavity** – All bench tops are deeper than the module that they sit on to allow for services – hot and cold plumbing, electrical cords and drainage – to run behind the outdoor kitchen when assembled.

The legs on each module are designed to be adjusted for levelling.

\* Note: All plumbing and electrical work must be carried out by a registered trades person.



### Pre-packed AlfrescoPlus™ DIY Range

The AlfrescoPlus™ range makes it easy to get your outdoor BBQ kitchen setup! Our modules are all delivered in a flat pack form for easy transport and assembly!

Check out the assembly videos at [alfrescoplus.com.au](http://alfrescoplus.com.au)



# How It Works

---

It's as simple as 1,2,3! Follow the steps shown to purchase or order your product. If you need further advice, speak to a team member at the Special Orders Desk in-store.

---

## 1. Select The Product You Want

View the extensive range available in this brochure or online. Use the number shown below to order your product online or in-store.



## 2. Order Online or at the Special Orders Desk

After you have selected the product you want, take this brochure to the Special Orders Desk or order online at [bunnings.com.au](http://bunnings.com.au)

---

## 3. Get It Home

### We Will Deliver

Delivery to your home or site can be arranged online or in-store when purchasing your products.

### Pick-Up In-Store

If you decide to pick-up in-store and need help to get it home, you can:

- borrow a courtesy trailer
- hire a vehicle

Check with your local Bunnings store for availability.

---